



# Band Expectations

## Band Rehearsals:

- Please bring ONLY your instrument, music, a pencil, and assignment notebook on stage.
- Have all the accessories for your instrument you need in your case- for example: at least 2 working reeds , swab, valve oil, slide oil or slide cream. Time will always be given to clean out your instrument thoroughly.
- Instruments should always go home at the end of the day. Instruments left at school go to INSTRUMENT JAIL! Students must complete a worksheet to get their instrument out of jail. If on a particular day you have a special circumstance where you cannot take your instrument home, please let Mrs. Battenberg know in order to avoid JAIL TIME.
- Please take care of your printed band music and do not damage or lose it. You will have to pay for lost parts.
- If you are renting a school instrument, please treat it carefully. Those who came before you treated them with care; with your good care, these instruments will be at SKDS for many years to come.

## Lessons:

- Lessons meet once per 6-day cycle for 20 minutes. Lessons will start the second week of school (Day 4).
- Lessons give each student a chance to learn specifically about how to play his/her instrument; assignments are tailored to their own abilities and needs. Since lesson assignments are “custom made”, please practice them! Lesson material will build upon itself all year long, so it is important to master each skill along the way.
- All students will receive a *Lesson Assignment and Practice Sheet*. We will use this sheet to write down all assignments, keep track of practice, and write notes from me to parents or from parents to me. Parents should be looking at this sheet at least once between lessons to sign, check up on your child’s assignment, and to see if there are any notes from Mrs. Battenberg.
- If you miss a lesson due to forgetting, it must be made up within two days to get credit. If you miss a lesson due to illness, check with Mrs. Battenberg when you return.

## Discipline:

Students are expected to follow classroom rules. **Behavior, participation, and respect are very important in the band, and as a result this is a large part of students’ grades.** Students not following the rules will be addressed with verbal warnings, a one on one talk with Mrs. Battenberg, and a drop in the daily band grade. If we are having a *consistent* problem in band, the first thing I will do is call the family so we can work together to formulate a plan which can include extra worksheets, written explanation of behavior, talk with the principal, behavior chart, lunchtime detention, or after school detention, or any other creative ideas.



# Practice Expectations

- Aim for **FIVE DAYS A WEEK** not including band. (but including lessons).  
Playing an instrument is fun, but like any worthwhile endeavor it also requires **TIME, HARD WORK, and PRACTICE!**
- **CONSISTENCY=SUCCESS!** It is more important to practice several days per week than for a long time each time practiced. Students are working on muscle memory and endurance; this needs constant reinforcement- just like dribbling a basketball or swimming laps.
- Students need:
  - A room that is **quiet and without distractions.**
  - a **hard chair** (not the sofa or a bed).
  - A **stand** should always be used to promote good posture.

In my experience, consistent practice is far more important a predictor of success than natural ability. Students who rarely practice soon experience frustration and often give up. Parents, students, and the band teacher need to work together to make this a positive, successful experience!

## Parents can really help! Even if you can't play a note.

- Kids this age NEED YOU to help them start a routine. Give them guidance in setting up a **consistent practice time**, and to remind them of their commitment to band when necessary. Although this is one of the hard parts about an instrument...it's also one of the best lifelong lessons you can give your child (i.e., consistent hard work pays off over time).
- Plan out practice for the next week. It sometimes helps to decide ahead of time which days your child will NOT be able to practice because of other obligations. Then everyone knows which days MUST be practice days!
- What to do when your child doesn't practice? Set forth some basic expectations (practice X times this week) and a simple consequence (in order to get X amount of time playing video games this weekend). Make sure everyone knows the rules at the beginning of the week, and simply carry out the consequence if necessary.
- Eventually, your child should develop the responsibility and maturity to be more in charge of his/her own practice schedule.....some sooner than others, of course!

# Grades



Grades will be based on a combination of attendance, behavior, effort, being prepared, and achievement.


**25% Band** (daily grade is based on being prepared and attentive)


**25% Lessons**


**25% Achievement** (based on skills and songs mastered)

**25% Performances** (all concerts are mandatory; students will also be required a choice of other performances such as playing at Mass, Rechecks, for family members, or recording themselves)

Some other notes for students and parents:

 Students need instrument, music, and supplies at the next band class time: music book, reeds, valve oil, slide oil, etc. These items can be purchased at school; do not send money, as families will receive a Band Guild statement several times a year. More information on prices will be coming home with the Band Newsletter.

 If your student rents an instrument from the school, he/she should see Mrs. Battenberg at any lunch time, or before school on odd days, to renew the rental.

 Jazz Band will be starting up after volleyball season is over. More information coming!